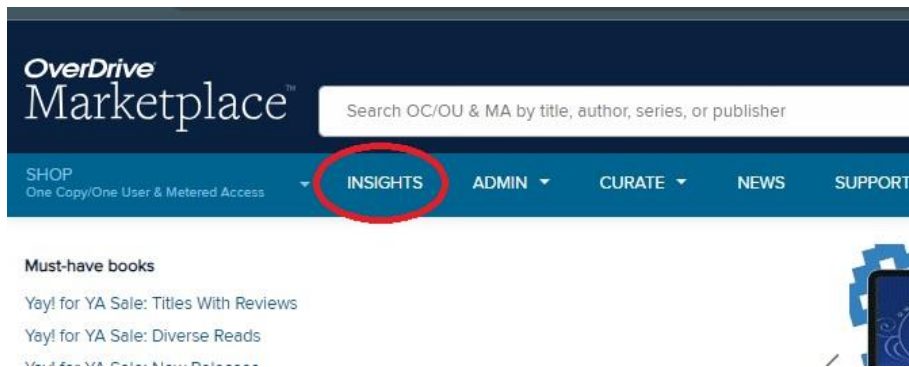


Running Statistics Reports for Digital Collections in Overdrive/ADML (Alliance Digital Media Library) Guide

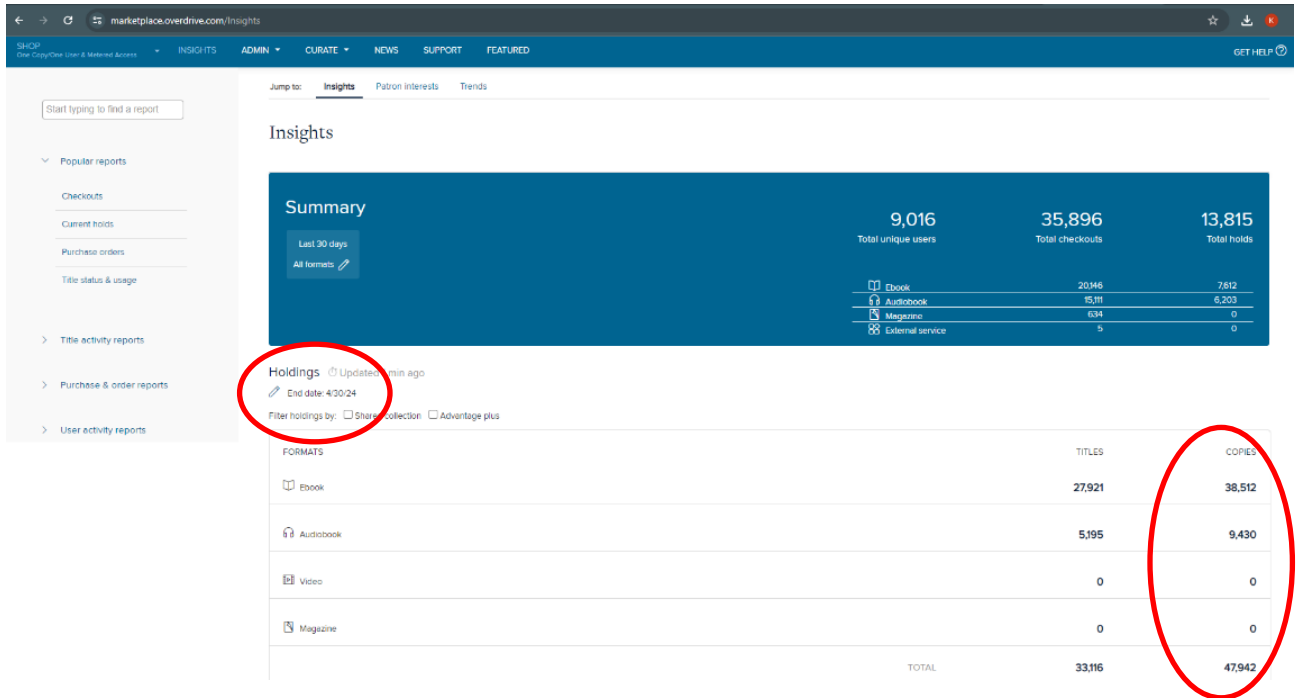
Last updated: June 3, 2024

Overdrive/ADML/Libby Statistics Reports

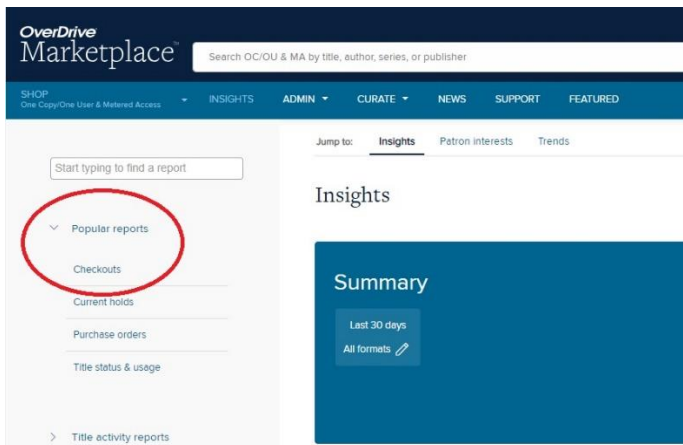
- Log into [Overdrive Marketplace](#)
- Username is in the format: **alliance.lib.libraryname**
- If you don't know the password, choose "Forgot your password?"
- Choose the **Insights** tab.



- **Holdings:** Change end date to reflect the ending date of the time period for the report.



- **Circulation:**
- Choose Popular Reports: Checkouts



- Choose: Checkouts by: Branch.
- Branch: Choose your library.
- Format: All ebooks, all Audiobooks.
 - Or choose one format at a time.
- Choose start and end date for the time period.

- Select Update.

Checkouts report options ✕

Checkouts by:

Borrowed from:

Branch:

Lucky Day:

Title ID / Reserve ID:

To search multiple Title IDs or Reserve IDs (75 maximum), separate each Title ID or Reserve ID with a comma, semicolon, or line break.

Format:

Language:

Audience:

Rating:

Subject:

Date range:

Start Date:

End Date:

Lending model:

Website:

Creator:

Purchase Order ID:

- Finished report may be exported to a worksheet

Checkouts by Branch

Checkouts by	Branch
Branch	Filger Public Library
Lucky Day	All checkouts
Format	All Ebooks, All Audiobooks
Language	All languages
Audience	All audiences
Rating	All ratings
Subject	All subjects
Date	5/1/2023 to 4/30/2024
Lending model	All lending models
Website	Standard and mobile

➔ Run new report Create worksheet

Page 1 of 1 | 50

Branch (1)	Checkouts (1,376)	Checkouts (chart)
1 Filger Public Library	1,376	

Displaying 1 - 1 of 1