

Display an Alert for Previous Loan Cheat Sheet

Last updated: March 6, 2024

While checking out, Workflows can alert you if the patron has checked out the item previously, providing they have enabled charge history.

To enable the alert:

Login with your library's SUPER login

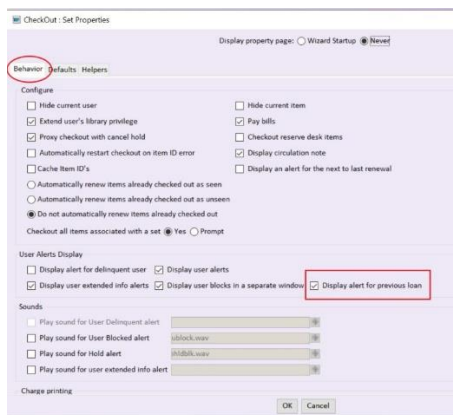
Open Common Tasks

Right click on Checkout

Choose Properties

In the Behavior tab, under User Alerts Display

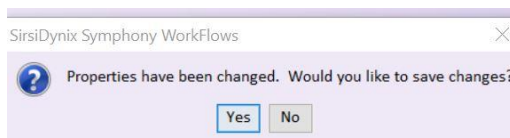
Check the box "Display alert for previous loan"



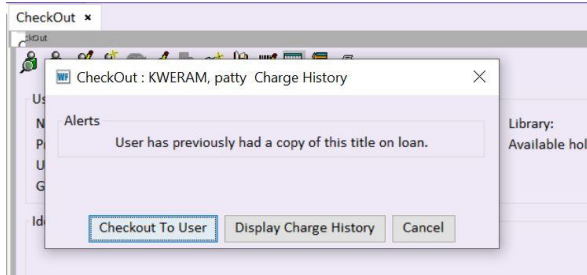
Choose OK

Exit Workflows

Select Yes to save the changed properties



When a patron checks out an item that they have previously checked out, the alert pop-up looks like this:



You can proceed to checkout the item, check charge history for the last time the item was checked out, or cancel the checkout.

This will alert if an item on the same bibliographic record was previously checked out to the user.

It will only alert if the patron had charge history turned on when the item was previously checked out.